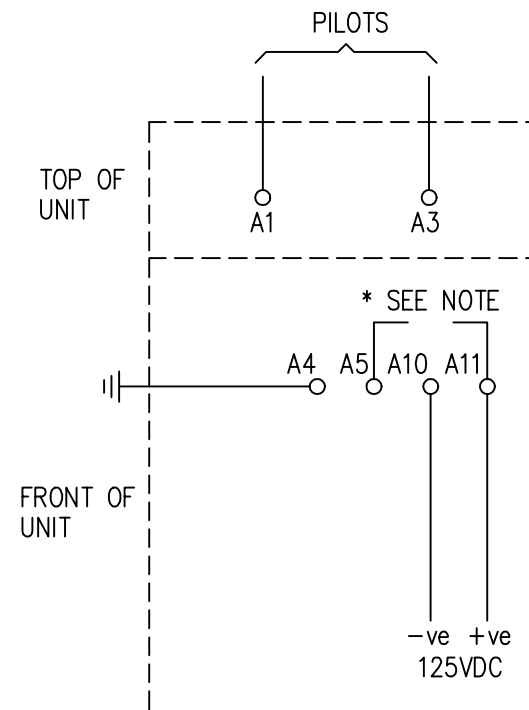

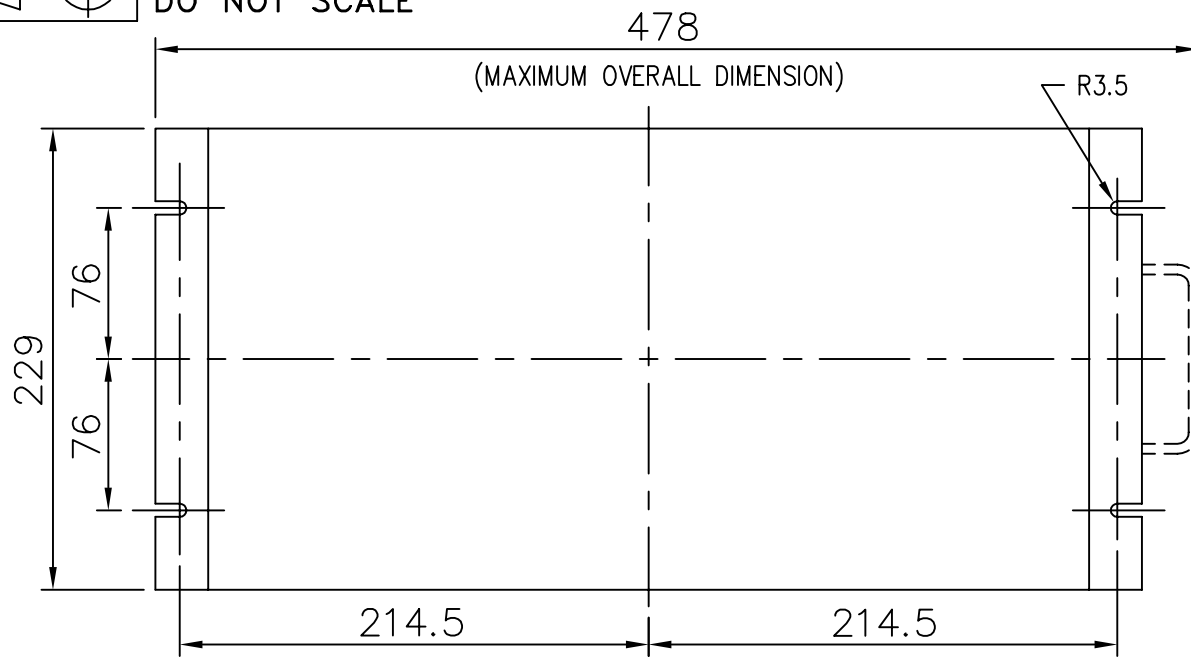


IF IN DOUBT ASK
DO NOT SCALE



* NOTE:
SOLID LINK BETWEEN A5 AND A11 FOR PULSED INTERTRIP SCHEME.
ECONOMY RESISTOR BETWEEN A5 AND A11 FOR SUSTAINED INTERTRIP SCHEME.
SEE SCHEMATIC DIAGRAM FOR FULL DETAILS.

NOT SUBJECT TO UPDATE
ONCE COPIED / PRINTED
OR DOWNLOADED

MATERIAL:

Dimensions in millimetres : Surface texture in micrometres.
Machine where marked ✓
For explanation of dimensions, tolerances, notes etc. see B.S.308.
Limit on untoleranced unmachined dimensions ± _____
Limits on untoleranced machined dimensions to B.S.4500;
i.e. up to 6±0.1; over 30 to 120±0.3; over 315±0.8;
over 6 to 30±0.2; over 120 to 315±0.5;
General unmachined angular tolerance ± _____

Finish: _____

Treatment: _____

Title.
SOLKOR Rf INTERTRIP INVERTER DIMENSION AND CONNECTION DETAILS.

**VATECH REYROLLE
AUTOMATION, CONTROL & PROTECTION**

Original Scale: _____

First used on: _____
Similar Articles: _____
Supersedes: _____

Drg.No.
410X1125

Copyright © 2001

VATECH REYROLLE ACP Ltd. Hebburn

| | | |
|-------|----------|--------------|
| 1 | 14/09/01 | CHANGE NOTED |
| ISSUE | DATE | |

| | | | | | | | | | | | | |
|---------------|----------|----------------------|----------------|------|------|------|--------------|-----|-----|-----|------|-----|
| DRAWN: A.LAW. | CHECKED: | APPROVED: R.D.WATSON | DATE: 25/07/02 | I.E. | OPS. | PCP. | Purch. Spec. | TQ. | EAC | CE. | STD. | A4h |
|---------------|----------|----------------------|----------------|------|------|------|--------------|-----|-----|-----|------|-----|